

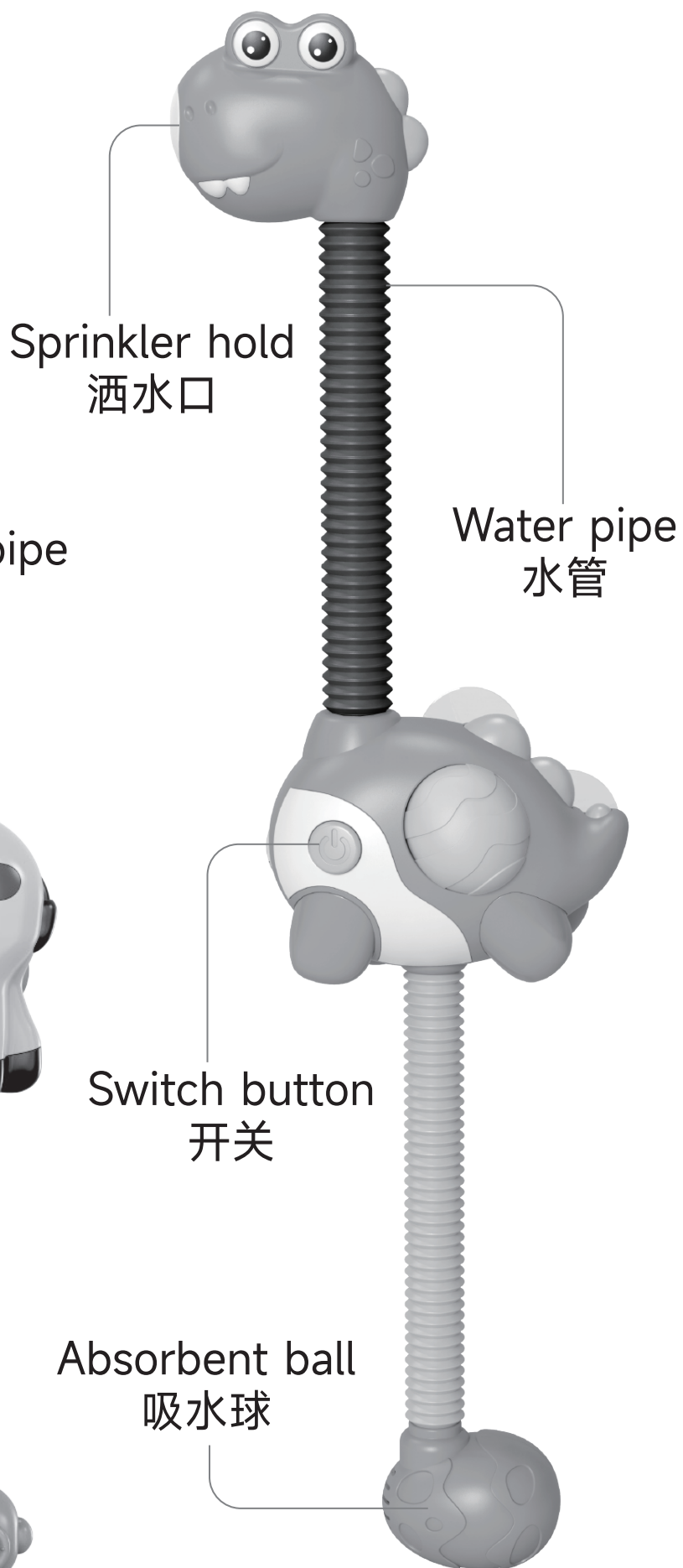
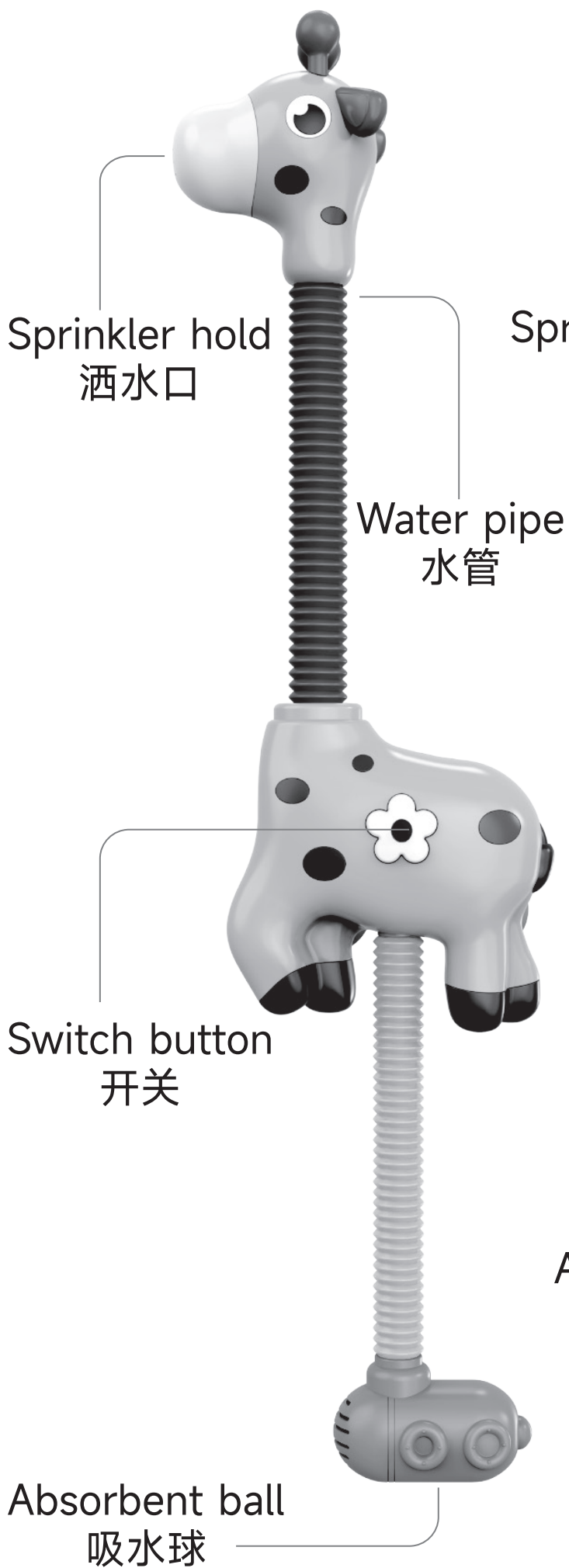



کتیب
说明书
Handbuch
Instructions
Manual
Manuel
Manuale
取扱説明書

설명서
Handleiding
Podręcznik
Manual
Руководство
Instruktioner
Manuel




Model: TM37X/TM37X-C
AUG316HYL74-105-X






1. Install 3 x AA batteries
(Not included in the package)
1. 安装3个1.5V“AA”电池
(不包含在内)




- Optional Accessories(LB4)
可选配件(LB4)



2. Adsorb the product on the wall, put the absorbent ball into the water.
2. 将产品吸附在墙上，把吸水球放入水中。



3. Press the one-key switch button.
3. 按下一键开关按钮。



4. The water pipe can be adjusted 360°.
4. 水管可以360°调整。



WARNING

- Package is not toy, please keep it away from children!
- Children play must be under the supervision of adults, adults take out toys from package and complete installation!
- To avoid accidental swallowing or asphyxiation, please do not allow children to play with toys that is breaking apart!
- Only to be used in water in which the child is within its depth and under adult supervision.
- Only the adults can install and replace the battery.

Battery installation method

1. Confirm that the toy's power is turned off.
2. Locate the battery cover on the bottom of the toy and loosen the screw with a screwdriver.
3. According to the instructions in the battery box, install 3 new 1.5V "AA" batteries into the musical mobile

toys. (Recommended to use a new alkaline battery to get the best performance from the product).

4. Replace the battery cover and tighten the screws.



警告

- 包装部分不是玩具，请勿让儿童拿去玩耍以免发生危险！
- 玩具必须在成人的直接监护下使用，并由成年人从包装内取出再交给儿童使用！
- 请勿让儿童玩耍解体，破损，变形的玩具，以免造成误吞，窒息等伤害事故！
- 玩具只有按说明的要求完全安装好才能在水中使用。
- 电池的安裝及更換仅供成人操作。

電池安裝方法

- 确定已关闭玩具的电源；
- 在玩具上找到电池室，用螺丝刀把螺丝拧松；
- 按照电池室内的指示，使用3节1.5V“AA”电池；（建议使用新的碱性电池以便发挥产品的最佳性能）
- 重新盖上电池盖并拧紧螺丝。

Battery notices

Power supply method 1:

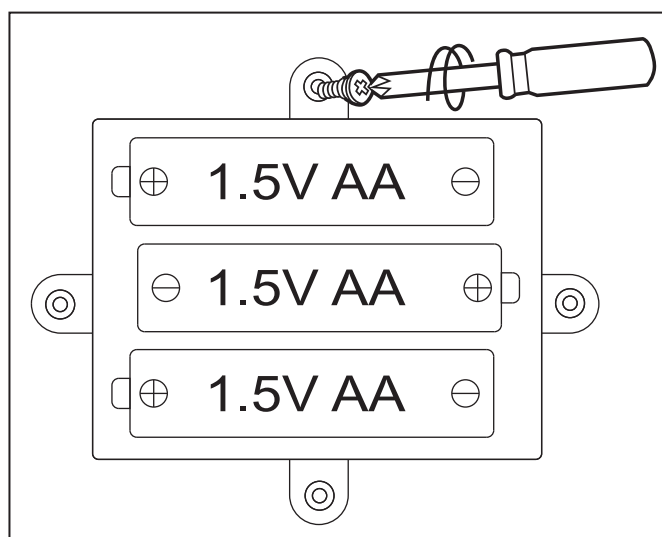
This product uses three 1.5V "AA" non-rechargeable batteries. The battery should be taken out and loaded in accordance with the polarity and voltage marks on the toy battery box. The battery should not be short-circuited; Non-rechargeable batteries cannot be charged; Different types of batteries or old and new batteries cannot be mixed to use; Only the same or equivalent battery as the recommended battery to be used; Please take the battery out from the toy if it runs out; Please take battery out from the toy if you want to storage the toy; The power terminals must not be short-circuited; It cannot be connected to more than the recommended number of power supplies.

电池注意事项

供电方式一：

产品使用3节1.5V “AA” 非充电电池；

电池取出和装入应按玩具电池室上的极性和电压标志进行正确操作，电池不应短路；非充电电池不能充电；不同类型的电池或新旧电池不能混用；只有和推荐电池相同或者等效的电池方可使用；用尽的电池应从玩具中取出，若长期不使用，请将玩具中电池取出；电源端子不得短路；不能连接到多于推荐数量的电源上。



Powered by 3 x AA batteries
(Not included in the package)
使用3个1.5V“AA”
非充电电池（不包含在内）

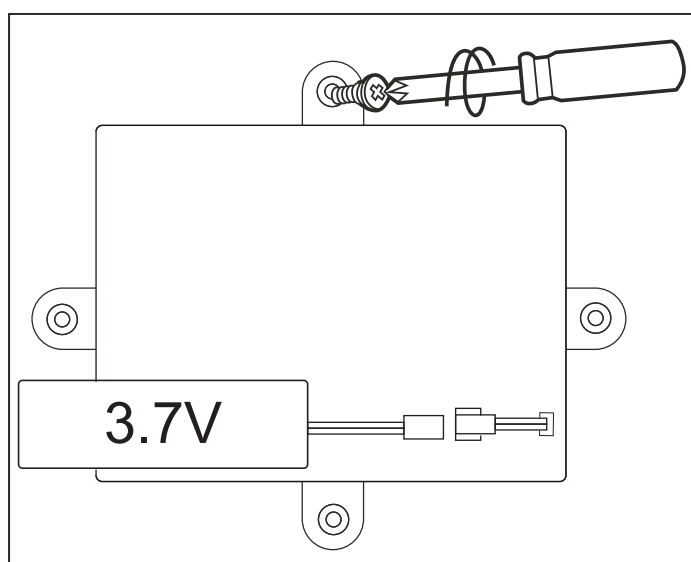
Power supply mode 2:

The product uses a 3.7V lithium battery;
The battery should be taken out and
loaded according to the polarity and

voltage marks on the toy battery box, and the battery should not be short-circuited; The rechargeable battery must be charged under the supervision of adult; Take it out from the toy if you want to charge; Please take the battery out from the toy if it runs out; Please take battery out from the toy if you want to storage the toy; The power terminal must not be short-circuited; It cannot be connected to more than the recommended power supply. Please use the supplied USB charging cable to connect to a USB charging adapter with an output DC voltage of 5V and a current of 1A to 2A; The product can only be charged with the recommended charger, and fast chargers or non-standard chargers are prohibited; USB charging adapters and charging cables are not toys, and their wires, plugs, casings, and other parts must be checked regularly for damage, and should not be used until they are repaired.

供电方式二：

产品使用1个3.7V锂电池；电池取出和装入应按玩具电池室上的极性和电压标志进行正确操作，电池不应短路；充电电池必须在成人监护下充电；充电电池在充电前应从玩具中取出；用尽的电池应从玩具中取出，若长期不使用，请将玩具中电池取出；电源端子不得短路；不能连接到多于推荐数量的电源上；请使用配送的USB充电线连接到输出直流电压为5V、电流1A至2A的USB充电适配器充电；产品只能使用推荐的充电器充电，禁止使用快充充电器或非标充电器；USB充电适配器和充电连接线不是玩具，须定期检查其电线、插头、外壳和其他部件是否损坏，发现损坏时应停止使用，直至修复完好。



Use a 3.7V
lithium battery
使用1个3.7V锂电池

有害物质声明

根据《电子电气有害物质限制使用管理办法》，以下列出了本产品中有害物质或元素的名称及含量。

产品中有害物质的名称及含量

部件名称	有害物质					
	铅 (Pb)	汞 (Hg)	镉 (Cd)	六价铬 (CR (VI))	多溴联苯 (PBB)	多溴二苯醚 (PBDE)
塑胶件	○	○	○	○	○	○
电路板组件	×	○	○	○	○	○
五金件	×	○	○	○	○	○

本表格依据SJ/T 11364 的规定编制。

○：表示该有害物质在该物件所有材料中的含量均在GB/T 26572规定的限量要求以下。

×：表示该有害物质至少在该部件的某一均质材料中的含量超出GB/T 26572 规定的限量要求。但上表中，标有“×”的所有部件都符合欧盟RoHS法规“欧洲议会和欧盟理事会2003年1月27日关于电子电气设备中限制使用某些有毒有害物质2002/95/EC号指令”。

注：环保使用期限的参考标取决于产品正常工作的温度和湿度等条件。



We'd like to hear from you!

Shall you have any suggestion to our product, please let us know.
Email: support@tumama-kids.com



Tumama Kids Tumama-kids.com Tumama Kids